

**Pratik Panels Limited**  
CIN - L17100MH1989PLC317374

Registered office - Gala No. C-2 (H. No. 366/8-2), Gr. Floor, Gurudev Complex, Behind Deep Hotel, Sonale Village Bhiwandi Thane MH 421302 IN  
Website - www.pratikpanels.com, Email - pplby8@gmail.com, Telephone - +91-8411009460



**STATEMENT OF AUDITED FINANCIAL RESULTS FOR THE QUARTER AND YEAR ENDED MARCH 31, 2022**

(INR in Lakhs)

Particulars	Standalone				
	Quarter Ended		Year Ended		
	31-Mar-22 (Audited)	31-Dec-21 (Unaudited)	31-Mar-21 (Audited)	31-Mar-22 (Audited)	31-Mar-21 (Audited)
<b>Income</b>					
Revenue from operations	-	-	-	-	-
Other income	-	-	-	-	-
<b>Total Income</b>	-	-	-	-	-
<b>Expenses</b>					
Cost of materials consumed	-	-	-	-	-
Purchases of Stock-in-Trade	-	-	-	-	-
Changes in inventories of finished goods, Stock-in -Trade and work-in-progress	-	-	-	-	-
Employee benefits expense	1.53	1.53	0.36	4.59	1.94
Finance costs	2.19	0.01	0.02	2.20	0.02
Depreciation and amortization expense	-	-	-	-	-
Other expenses	2.79	3.90	1.48	8.10	43.43
<b>Total expenses</b>	6.51	5.44	1.86	14.88	45.39
<b>Profit Before Exceptional Item and Tax</b>	(6.51)	(5.44)	(1.86)	(14.88)	(45.39)
Exceptional Items	-	-	-	-	-
<b>Profit/(loss) before tax</b>	(6.51)	(5.44)	(1.86)	(14.88)	(45.39)
<b>Tax expense:</b>					
Current tax	-	-	-	-	-
Deferred tax	-	-	-	-	-
<b>Profit/(loss) for the period</b>	(6.51)	(5.44)	(1.86)	(14.88)	(45.39)
<b>Other Comprehensive Income</b>					
Items not to be reclassified to profit or loss :					
- Re-measurement gain/ (loss) on defined benefit plans	-	-	-	-	-
- Tax (charge)/ credit on above	-	-	-	-	-
<b>Total Comprehensive Income for the period</b>	(6.51)	(5.44)	(1.86)	(14.88)	(45.39)
<b>Total comprehensive income for the period attributable to :</b>					
- Owners of the Company	(6.51)	(5.44)	(1.86)	(14.88)	(45.39)
- Non controlling interest	-	-	-	-	-
<b>Paid-up equity share capital (Face Value of the Share Rs. 10/- each)</b>	389.85	389.85	389.85	389.85	389.85
<b>Other Equity excluding revaluation reserve</b>				(441.79)	(426.90)
<b>Earnings per equity share (Face Value of Rs. 10/- each) : (Not Annualised)</b>					
Basic	(0.17)	(0.14)	(0.05)	(0.38)	(1.16)
Diluted	(0.17)	(0.14)	(0.05)	(0.38)	(1.16)

- Notes:**
- The above results for the quarter and year ended March 31, 2022 have been reviewed by the Audit Committee and approved Board of Directors of the Company at its meeting held on May 30, 2022.
  - The figures for the quarter ended March 31, 2022 and March 31, 2021 are balancing figures between audited figures in respect of the full financial year ended March 31, 2022 and unaudited figures for the nine months ended December 31, 2021 and December 31, 2020.
  - These financial results have been prepared in accordance with Indian Accounting Standard (Ind-AS) prescribed under section 133 of the Companies Act 2013 read with rule 3 of the Companies (Indian Accounting Standards) Rules, 2015 and Companies (Indian Accounting Standards) Amendment Rules, 2016 to the extent applicable.
  - The above audited standalone results for the quarter and year ended March 31, 2022 have been subjected to limited review by the statutory auditors.
  - The Management of the Company has been changed as per intimation to BSE dated 04th June, 2021.
  - The figures for the corresponding previous year have been regrouped/reclassified wherever necessary, to make them comparable.
  - There are no Investor Complaints as on March 31, 2022.

Place: Thane  
Date: 30th May, 2022


 For Pratik Panels Limited,  
  
 Pankaj Chandrakant Mishra  
 Director  
 DIN: 03604391

## Pratik Panels Limited

CIN - L17100MH1989PLC317374

Registered office - Gala No. C-2 (H. No. 366/8-2), Gr. Floor, Gurudev Complex, Behind Deep Hotel, Sonale Village Bhiwandi Thane MH 421302 IN


Website - www.pratikpanels.com, Email - pplby8@gmail.com, Telephone - +91-8411009460

### STATEMENT OF CASH FLOW FOR THE YEAR ENDED 31ST MARCH, 2022

Particulars	Standalone	
	31-Mar-22	31-Mar-21
	(Audited)	(Audited)
<b>Cash flow from operating activities</b>		
Profit before tax	(14.88)	(45.39)
Adjustment for :		
Depreciation and amortisation expense	-	-
Finance cost	2.19	-
Interest income	-	-
Provision for doubtful debts	-	-
Re-measurement gain/ (loss) on defined benefit plans	-	-
(Profit)/ Loss from partnership firms	-	-
<b>Operating profit before working capital changes</b>	(12.70)	(45.39)
Adjustments for changes :		
Decrease / (Increase) in Trade and other receivables	(0.28)	38.21
Decrease / (Increase) in Inventories	-	-
(Decrease) / Increase in Trade and other payables	1.91	(0.45)
<b>Cash generated/ (used) in operations</b>	(11.06)	(7.63)
Extraordinary item	-	-
Direct taxes paid	-	-
<b>Net Cash generated from/(used in) operating activities [A]</b>	(11.06)	(7.63)
<b>Cash Flow from investing activities</b>		
Purchase of fixed assets	-	-
(Purchase) / Proceeds of non - current investments	-	-
(Profit)/ Loss from partnership firms	-	-
Interest received	-	-
<b>Net cash generated from/(used in) investing activities [B]</b>	-	-
<b>Cash flow from financing activities</b>		
Proceeds/ (Repayment) from/ (of) short term borrowings	13.08	8.13
Finance cost	(2.19)	-
<b>Net cash generated from/(used in) financing activities [C]</b>	10.89	8.13
<b>Net increase/(decrease) in cash &amp; cash equivalents [A+B+C]</b>	(0.17)	0.50
Cash & cash equivalents at the beginning of the year	0.63	0.13
<b>Cash &amp; cash equivalents at the end of the year</b>	0.46	0.63

*\*For the purpose of Statement of Cash Flows, cash and cash equivalents comprise of following:*

Particulars	31-Mar-22	31-Mar-21
	(Audited)	(Audited)
Cash and cash equivalents as per Audited Balance Sheet	0.46	0.63
Less : Bank Overdrafts	-	-
<b>Cash and cash equivalents as per Audited Statement of cash Flows</b>	0.46	0.63



# Pratik Panels Limited

CIN - L17100MH1989PLC317374

Registered office - Gala No. C-2 (H. No. 366/8-2), Gr. Floor, Gurudev Complex, Behind Deep Hotel, Sonale  
Village Bhiwandi Thane MH 421302 IN

Website - www.pratikpanels.com, Email - pplby8@gmail.com, Telephone - +91-8411009460

## STANDALONE STATEMENT OF ASSETS & LIABILITIES

Particulars	31-Mar-22	31-Mar-21
	(Audited)	(Audited)
<b>ASSETS</b>		
<b>Non-current assets</b>		
(a) Property, Plant and Equipment	-	-
(b) Financial Assets		
(i) Investments	-	-
(c) Other non current assets	-	-
<b>Current assets</b>		
(a) Inventories	-	-
(b) Financial Assets		
(i) Trade Receivable	-	-
(ii) Cash and cash equivalents	0.46	0.63
(c) Other Current Assets	0.28	-
<b>TOTAL ASSETS</b>	<b>0.73</b>	<b>0.63</b>
<b>EQUITY AND LIABILITIES</b>		
<b>Equity</b>		
(a) Equity Share capital	389.85	389.85
(b) Other Equity	(441.79)	(426.90)
<b>Liabilities</b>		
<b>Non-current liabilities</b>		
(a) Borrowings	-	36.11
(b) Deferred tax liabilities	-	-
<b>Current liabilities</b>		
(a) Financial Liabilities		
(i) Borrowings	49.18	-
(ii) Trade payables	-	-
(iii) Other financial liabilities	-	-
(b) Other current liabilities	3.48	1.57
(c) Provisions	-	-
(d) Current Tax Liabilities (Net)	-	-
<b>TOTAL EQUITY AND LIABILITIES</b>	<b>0.73</b>	<b>0.63</b>

